


Top 8 ways to engage parents

1. Offer virtual parent-teacher conferences.

Use video meetings to connect with parents from anywhere.

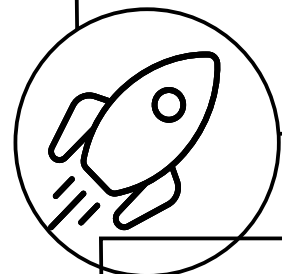


2. Blast announcements to all parents at once.

Use one classroom chat Space to share links and information.

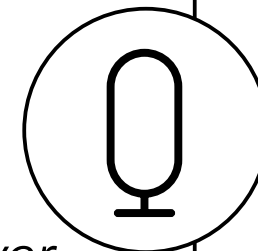
3. Take the class on a virtual field trip on parent nights.

Webex into a virtual tour of the great barrier reef or a faraway place!




4. Invite parents to be guest speakers.

Parents have cool jobs, invite them to share with the class over Webex from their workplace.



5. Enable parent group conversations and planning.

Coordinate committee meetings and holiday planning in separate chat Spaces per project.

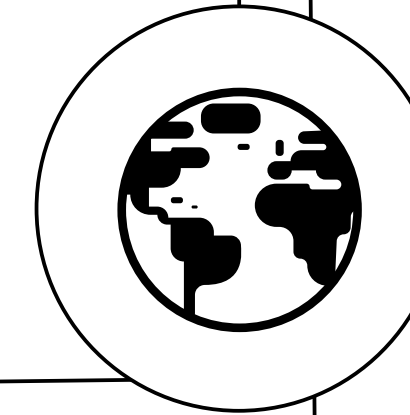


6. Invite parents to attend class virtually on special activity days.

Allow parents to login to the class virtually on Webex, chime in, see, and be seen.

7. Broadcast and record special events or presentations.

Ensure that all parents can watch their kid shine if they can't be there in person.



8. Message with parents who don't speak your language.

By adding a translation bot to a Webex chat Space, you can both message in your native language, and Webex does the translation for you.

Give Webex a try today, to get more connected with parents!

Powered by

Cisco Webex

Top 8 tips for managing group chat in Webex

1. Set clear expectations on rules of engagement up front.

3. Teach students to @mention you when they want you to especially see something. Review your @mentions first.

5. Point out that everyone in the Space can see all posts, so not to share anything they wouldn't want peers or teachers to read. Even deleted messages can be retrieved.

2. Give students some "digital citizen" training up front you can refer back to.


4. Decide if you want to offer "participation credit" for helpful messages and questions shared.

6. If you want, set a messaging time limit rule like "no posting after 8pm."

7. Some inappropriate behaviour is best dealt with in real-time in the class Space so everyone can learn from it. But on occasion a 1:1 response is more appropriate. Make your best judgement, thoughtfully.

8. Empower students to be accountable for each other. You'll see how willing they are to help each other, without being asked.


Give Webex a try today, to have a more connected classroom.



Powered by

Cisco Webex

Top 6 ways to reach students at home



1. Make joining class always accessible.

Students are sick, or out of town? Let a them join class virtually through Webex. Then you don't have to plan any make-up work!




2. Post homework reminders and announcements.

Share any deadlines or updates in your classroom Webex Space.

3. Create student working groups

Bring collaboration home by starting Webex Spaces for student groups, so they can work together and help each other, in a place you can see.



4. Record lessons to distribute.

Having a Webex meeting on during your classroom allows the day to be saved for later and shared with whoever needs it.


5. Allow for questions when they need it.

Because students will share when they're stuck, you'll know when help is needed. And sometimes, they help each other.



6. Have an inspiration Space - share quotes and video's.

Have some fun and keep students engaged. Use a separate Webex Space from class updates to allow your class to share where they're seen classroom topics come alive in real life, kudos, and more.

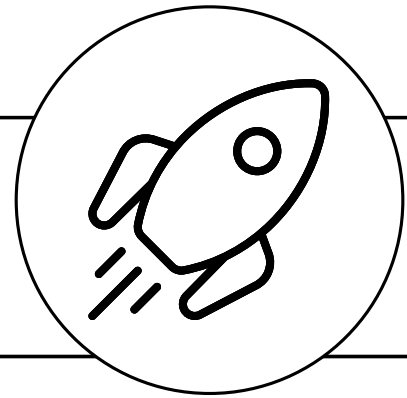


Give Webex a try today, to get more connected with remote students!

Powered by

Cisco Webex

Top 6 ways to bring your students out of the classroom while staying in the classroom



1. Take a virtual field trip.

Save the travel budget but let your students see a whole new world. Get a tour over video of a zoo, museum, or national monument.




2. Bring in experts to the class for Q&A.

Invite a specialist to join your class virtually. Student learning improves with variety.



4. Invite parent guest speakers at their places of work.

Don't forget that parents are cool too. Ask them to virtually give you a tour of their different types of careers over Webex.



5. Attend university tours or lecture.

Let your students virtually attend what their future classroom might look like!



6. Have an inspiration Space - share quotes and videos.

Have some fun and keep students engaged. Use a separate Webex Space from class updates to allow your class to share where they're seen classroom topics come alive in real life, kudos, and more.

Give Webex a try today, to get more connected around the world!

Powered by

Cisco Webex